





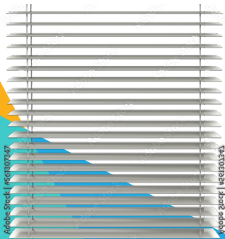

Energy Efficiency Responsibilities

Directions: Practice these simple energy-saving behaviors with your students. This “task list” includes blank task rows for you to add energy-saving tasks that are specific to your classroom.

Additionally, there are spaces below to write students’ names, cut them out, and assign them to each task. Rotate responsibilities so each student has a turn overseeing each task.

ENERGY EFFICIENCY RESPONSIBILITIES



TASK	STUDENT
 <p>Turn off lights when you leave the room.</p>	
 <p>Turn off electronics (TVs, projectors, computers, tablets) when not in use.</p>	
 <p>Close the blinds to keep the sun from warming up the room on hot days.</p> <p>Open the blinds on cold days to let the sun warm up the room.</p>	
 <p>Check to make sure only one item is plugged into each outlet.</p>	

[illegible]